

Original Chords PT 1

Name(s): _____

Drum Groove









Compose a drum groove using 8th or 16th note subdivision.

	1	e	+	a	2	e	+	a	3	e	+	a	4	e	+	a
Hihat																
Snare																
Kick																

Chord Progression

Write a chord progression using the chart below. Notate the chord progression using Roman numerals to show the harmonic rhythm on the staff. The progression can use up to six chords.

4/4 

<i>Stable</i>   <i>Unstable</i>	I		Anything
	vi		IV, V, I, ii
	IV		I, V, vi, iii
	V		I, IV, vi
	iii		vi, I, IV, ii
	ii		V, IV, iii

Scale + Key

Identify the key that your song will be in and complete the table by writing in the letter names and qualities of the chords.

Key: _____

I	ii	iii	IV	V	vi	vii^o

Original Chords PT 2

Name(s): _____

Inversion Planning

Copy the chord progression from part 1, spell, and invert the triads for smooth voice leading. Some chord blanks may not be used.

Top											
Middle											
Bottom											
Chord											
Roman numeral											
Inversion Type											

Bass + Chord Writing

Create a bass line that matches the kick drum rhythm of the drum groove. Write a chordal part for the indicated rhythmic roles using the inverted triads from the above table. Use letter names, octave numbers, and duration notation to notate pitches and rhythm.

Pads + Punches

Measure 1

Measure 2

	1	e	+	a	2	e	+	a	3	e	+	a	4	e	+	a	1	e	+	a	2	e	+	a	3	e	+	a	4	e	+	a
Top																																
Middle																																
Bottom																																
Bass																																

Measure 3

Measure 4

	1	e	+	a	2	e	+	a	3	e	+	a	4	e	+	a	1	e	+	a	2	e	+	a	3	e	+	a	4	e	+	a
Top																																
Middle																																
Bottom																																
Bass																																

Ostinato not all of the notes in the triad need to be used.

Measure 1

Measure 2

	1	e	+	a	2	e	+	a	3	e	+	a	4	e	+	a	1	e	+	a	2	e	+	a	3	e	+	a	4	e	+	a
Top																																
Middle																																
Bottom																																

Measure 3

Measure 4

	1	e	+	a	2	e	+	a	3	e	+	a	4	e	+	a	1	e	+	a	2	e	+	a	3	e	+	a	4	e	+	a
Top																																
Middle																																
Bottom																																